



HUNERKADA
College of Visual & Performing Arts

DIPLOMA COURSE

SUBJECT: - INTERIOR DESIGN



Objective & Benefits:

The Course of Interior Design allows to students to demonstrate their creativity through forming beautiful spaces for life and work. From the basic principles and elements of design to full renderings in Photoshop and AutoCAD, Students work with different shapes, colors, textures, material and lighting to create designs. They learn to analyze interiors and create both two and three dimensional plan incorporating design theory, material and furniture specifications.

Duration: - ONE YEAR
Class Timings: - (Four days a week)
Admission Criteria: - Throughout the year (Individual basis)

COURSE OUT LINE:-

1. **FUNDAMENTALS OF INTERIOR DESIGNING.**
2. **PRINCIPAL OF DESIGN.**
3. **INTRODUCTION TO FREE HAND DRAWING AND BASIC TOOLS.**
4. **LECTURE ON DRAFTING.**
5. **UNDERSTANDING PLAN, ELEVATION, SECTION.**
6. **LECTURE ON SCALE HISTORY, LINES & ANGLES.**
7. **ROLE OF COLORS IN INTERIOR DESIGN.**
8. **POWER POINT PRESENTATION ON INTERIOR DESIGN OF ANY SPACE.**
9. **COLOR SCHEMES**

10. **COLOR ASSIGNMENTS.**
(**COLOR WHEEL, GREY SCALE, DEPTH OF FIELD, PRIMARY COLOR SCALES ETC.**)
11. **LECTURE ON LIGHT AND ITS UNIT**
12. **SPACE PLANNING THROUGH BUBBLE DIAGRAM.**
13. **A PROJECT OF RESIDENTIAL AREA**

FREEZING THE DESIGN

PLAN, ELEVATION & SECTION

REFERENCE IMAGES

PRODUCE ANY ONE OBJECT OF PROJECT ON LIVE SCALE.



1. **LECTURE ON COLOR PSYCHOLOGY.**
2. **MAJOR AND MINOR KEYS IN COLOR SCHEMES.**
3. **LECTURE ON PERSPECTIVE.**
4. **EXTERIOR PERSPECTIVE WITH ASSIGNMENTS.**
5. **INTERIOR PERSPECTIVE WITH ASSIGNMENTS.**
6. **POWER POINT PRESENTATION ON PERSPECTIVE.**
7. **LECTURE ON NON-VERBAL COMMUNICATION.**
GESTURES, MOMENTS, EXPRESSIONS.
8. **AUTO CAD 2D DESIGN.**
9. **ASSIGNMENT ON LIGHT ACCORDING TO ITS CRI.**
10. **INTRODUCTION TO HOSPITALITY INTERIOR DESIGN.**
HOTELS, RESTAURANTS, CAFES ETC.
11. **COLOR EXERCISES.**
12. **WEEKLY LECTURES ON FLOORINGS, CEILINGS, ELECTRICAL DETAILS, WOOD WORKS & KITCHEN DETAILS.**
13. **MODEL MAKING CLASSES.**
14. **DESIGNING A LIGHT FIXTURE.**
15. **A PROJECT OF COMMERCIAL AREA**

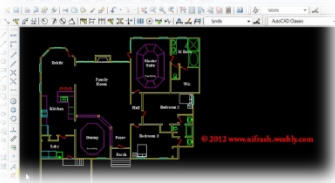
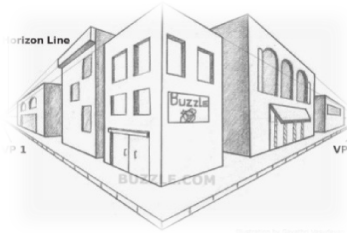
FREEZING THE DESIGN

AUTO CAD (PLAN, ELEVATION & SECTION)

THEME BASED WORKING

MODEL OF THE WHOLE PROJECT

PRODUCE ANY ONE OBJECT OF PROJECT ON LIVE SCALE.



1. **MONTHLY 3-DAYS PROJECT.**
2. **MONTHLY A DECORATIVE PRODUCT.**
3. **RESEARCH ON DIFFERENT ERAS OF INTERIOR DESIGN.**
4. **MATERIAL RESEARCH.**
5. **MARKET SURVEYS.**
6. **FURNITURE DESIGN.**
7. **AUTO CAD 3D DESIGN.**
8. **3DS MAX.**
9. **SCANLINE RENDER,**
9. **HARD FEATURES IN LANDSCAPE.**
10. **THESIS(DURATION 2 MONTHS)**

FREEZING THE DESIGN


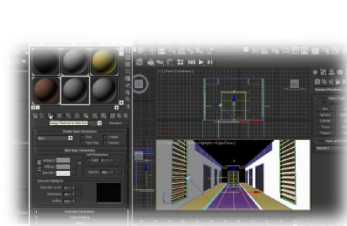
AUTO CAD (PLAN, ELEVATION & SECTION)

THEME BASED WORKING

3DS MAX RENDERS

MODEL OF THE WHOLE PROJECT

PRODUCE 15% OF PROJECT ON LIVE SCALE.



1. **LANDSCAPE DESIGNING.**
2. **PLANATTION STUDIES.**
3. **3DS MAX**
4. **3DS MAX**
5. **V-RAY RENDER.**
6. **SMALL ANIMATION.**
7. **DETAILED WORKING DRAWINGS FOR INTERIOR DESIGN.**
8. **DESIGN A LIVE PROJECT GIVEN BY THE RESOURCE PERSON.**
9. **PRODUCE COMPLETE MOOD BOARD OF MATERIALS USED IN INTERIOR DESIGN WITH AVAILABILITY AND RATES DETAILS.**
10. **QUANTITY MEASUREMENTS (BOQ).**

9. FINAL THESIS (4 MONTHS)

FREEZING THE DESIGN

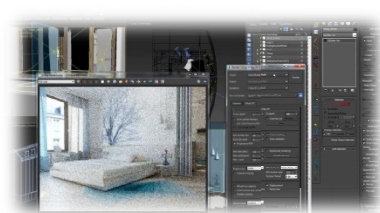
AUTO CAD (PLAN, ELEVATION & SECTION)

DETAILED WORKING DRAWINGS.

3DS MAX RENDERS AND ANIMATIONS

ESTIMATES BOQ.

PRODUCE 30% OF PROJECT ON LIVE SCALE.



FINAL PROJECT

ASSESSMENT

The DIPLOMA COURSE students will be assessed as follows:

• Assignments (continues assessment)	60%
• Final Project	30%
• Attendance <u>10%</u>	
TOTAL	<u>100%</u>
PASSING MARKS	50%

Grades will be determined as follows:

A+ = Above 80%

A = 70-79%

B = 55-69%

C = 50-55%

Fail = Below 50%